



2023 annual report to the Community

# St Agnes School P-6 and St Agnes Preschool

St Agnes School P-6 number: 1091

St Agnes Preschool number: 1620

Partnership: Tea Tree Gully



School principal:

Sandee Ising

Signature

Date of endorsement:

07/02/2024



Government  
of South Australia  
Department for Education

# Context Statement

St Agnes School P-6 caters for students from R-6. At the time of this report, the enrolment in 2023 is 262. St Agnes School P-6 is classified as Category 6 on the Department for Education Index of Educational Disadvantage. At the time of this report, the school population includes 8% Aboriginal students, 3% students with disabilities, 8% students with English as an additional language or dialect (EALD) funded background. Further information about the school is available on the school's website (including its context statement), as well as the My School website.

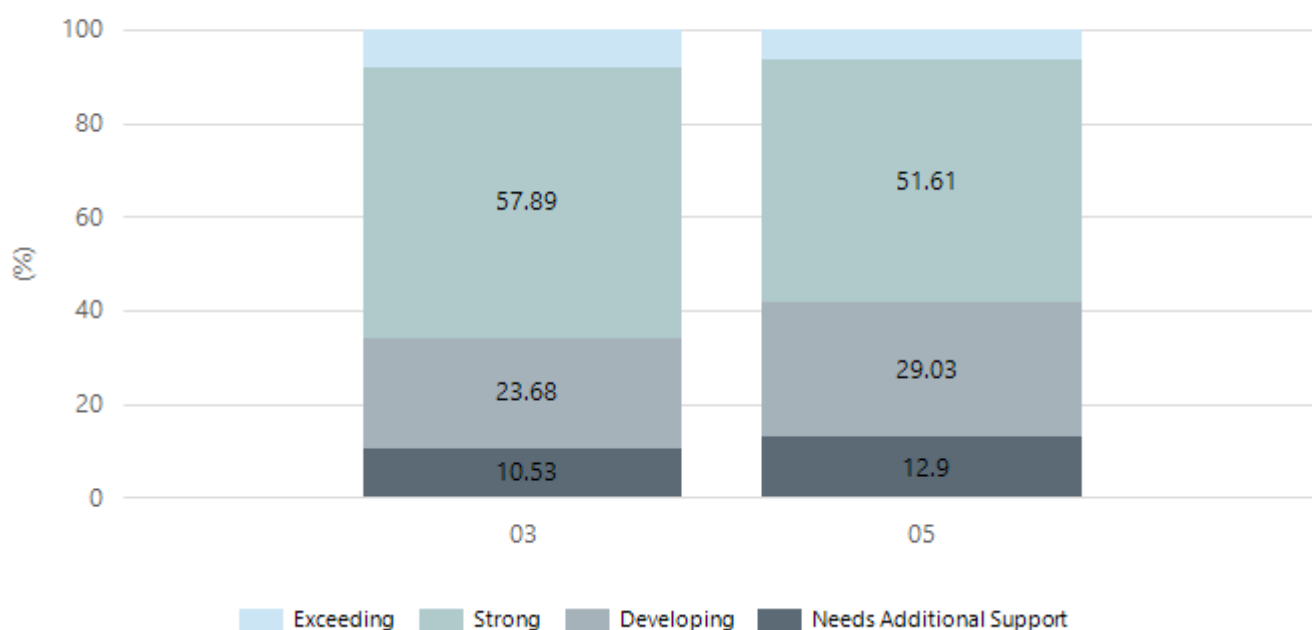
Information about St Agnes Preschool is available on the centres website, as well as the Australian Childrens Education and Care Quality Authority (ACECQA) website.

## Performance Summary

### NAPLAN Proficiency

In 2023, the Australian Curriculum, Assessment and Reporting Authority (ACARA) - a Commonwealth Independent statutory authority - announced changes to NAPLAN performance reporting. This new way of reporting by ACARA that NAPLAN results from 2023 will not be comparable to previous years. The new approach replaces the previous numerical NAPLAN bands and the national minimum standard.

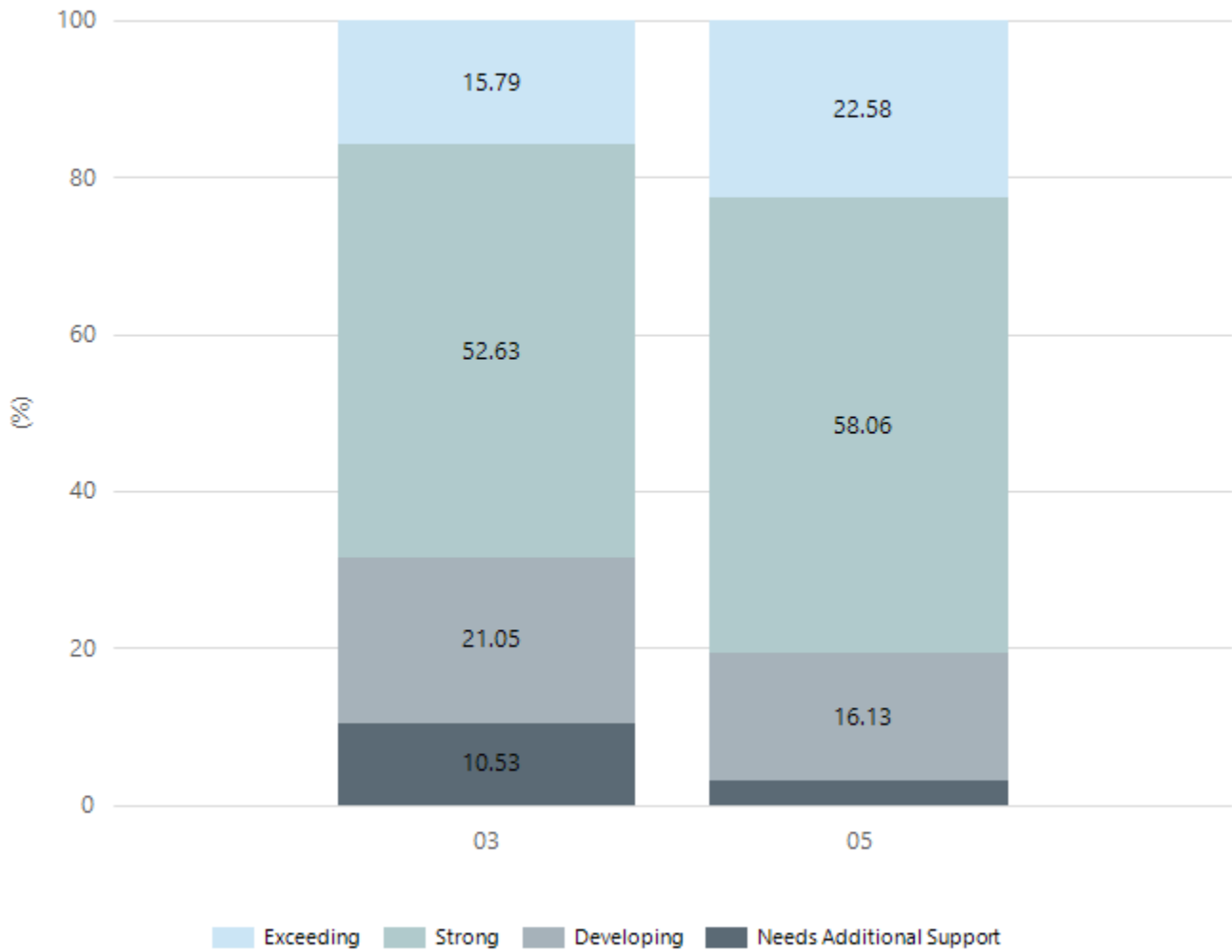
#### Numeracy



Year Level	03	05
Exceeding	3	2
Strong	22	16
Developing	9	9
Needs Additional Support	4	4
Total	38	31

Data Source: Department for Education Assessment Data Holdings, 2023. When there are less than six students in a cohort, no data is supplied.

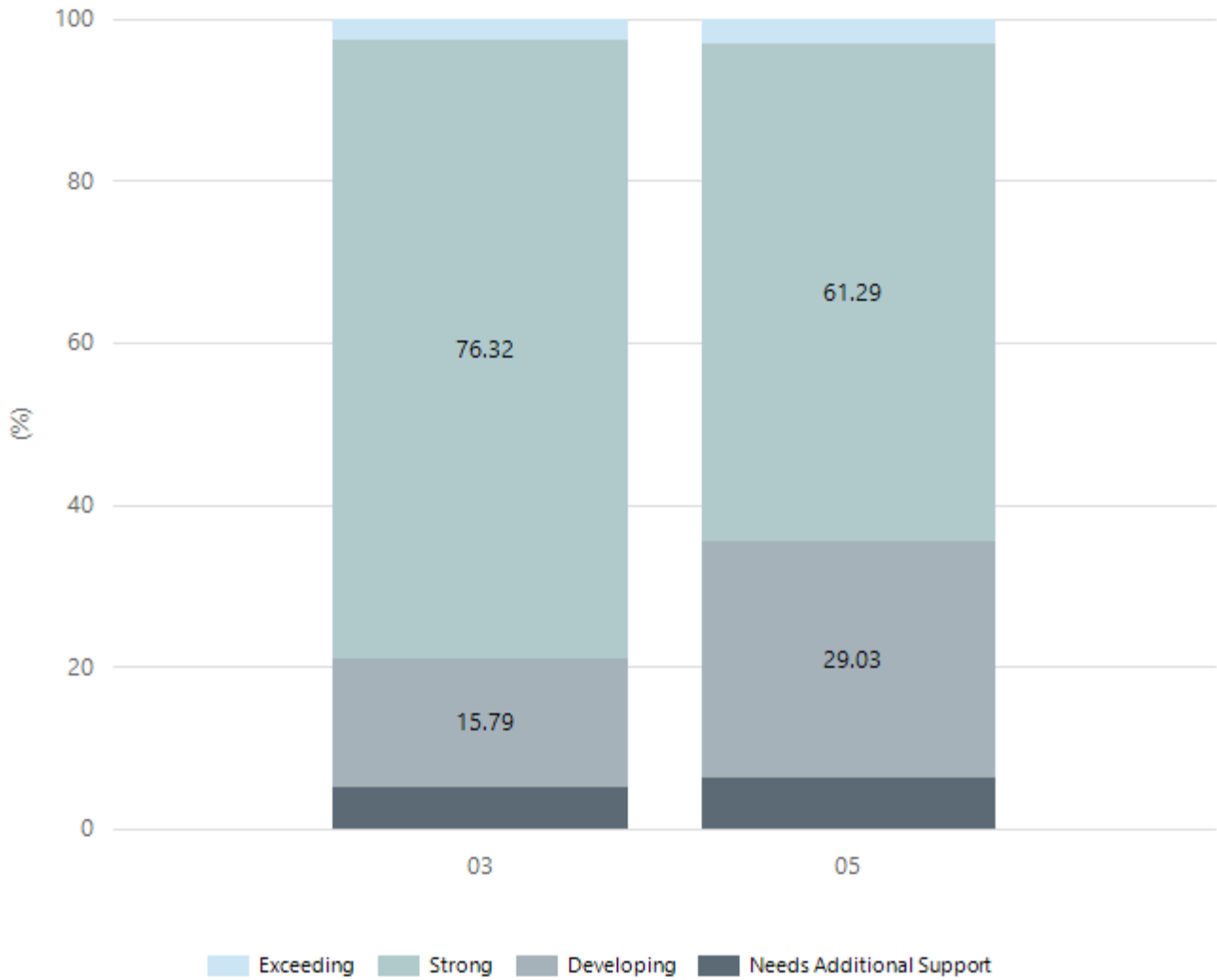
## Reading



Year Level	03	05
Exceeding	6	7
Strong	20	18
Developing	8	5
Needs Additional Support	4	1
Total	38	31

Data Source: Department for Education Assessment Data Holdings, 2023. When there are less than six students in a cohort, no data is supplied.

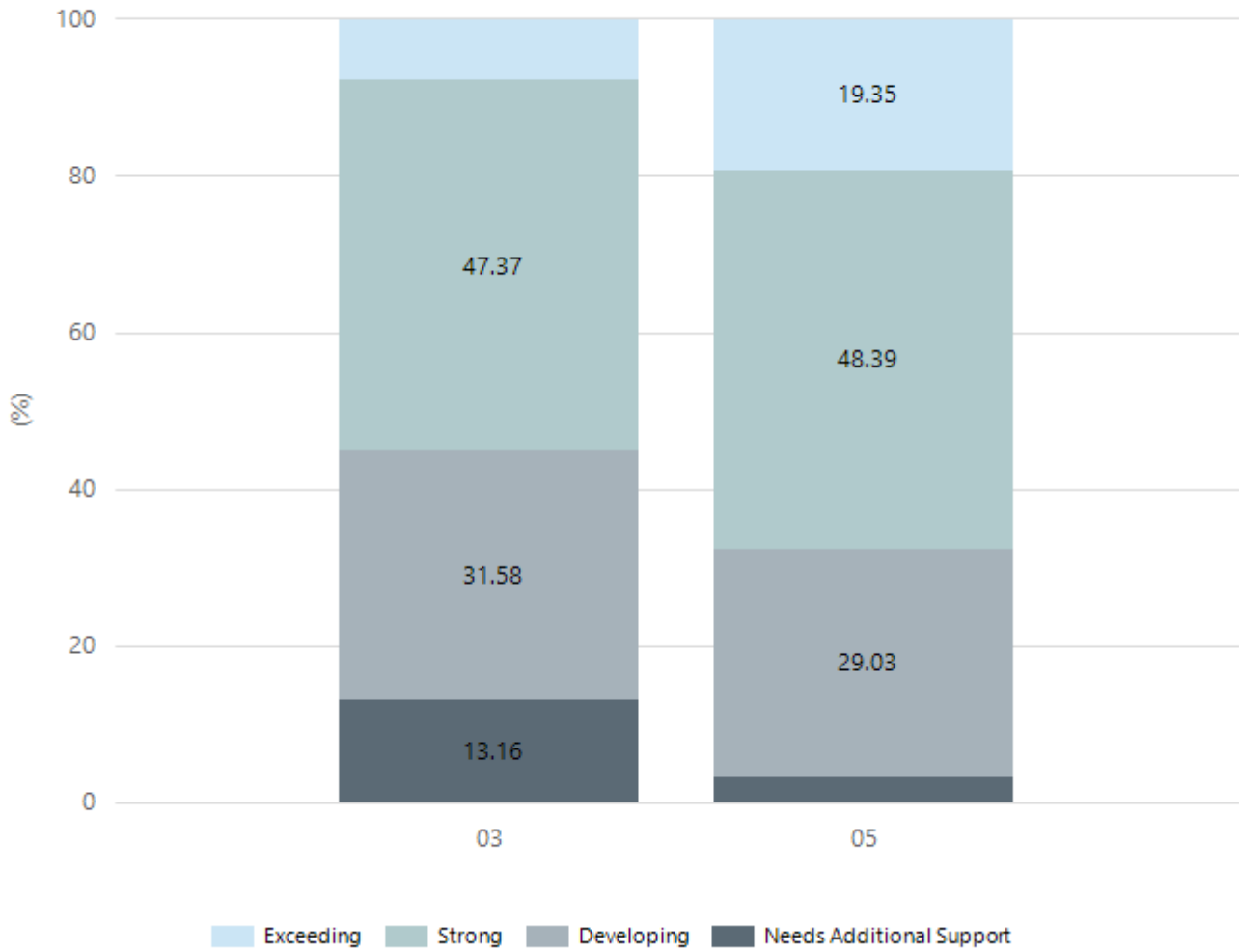
## Writing



Year Level	03	05
Exceeding	1	1
Strong	29	19
Developing	6	9
Needs Additional Support	2	2
Total	38	31

Data Source: Department for Education Assessment Data Holdings, 2023. When there are less than six students in a cohort, no data is supplied.

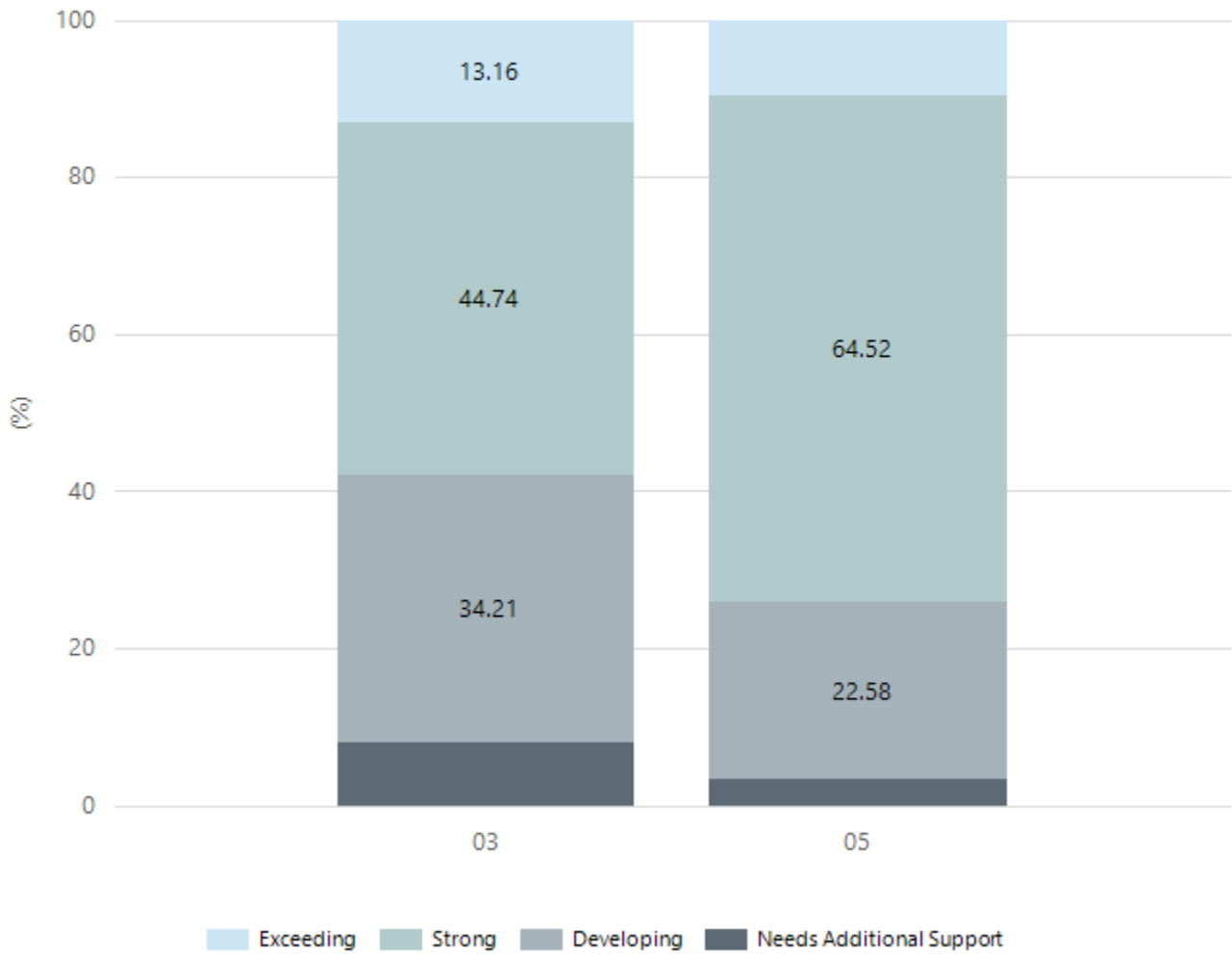
## Grammar



Year Level	03	05
Exceeding	3	6
Strong	18	15
Developing	12	9
Needs Additional Support	5	1
Total	38	31

Data Source: Department for Education Assessment Data Holdings, 2023. When there are less than six students in a cohort, no data is supplied.

## Spelling

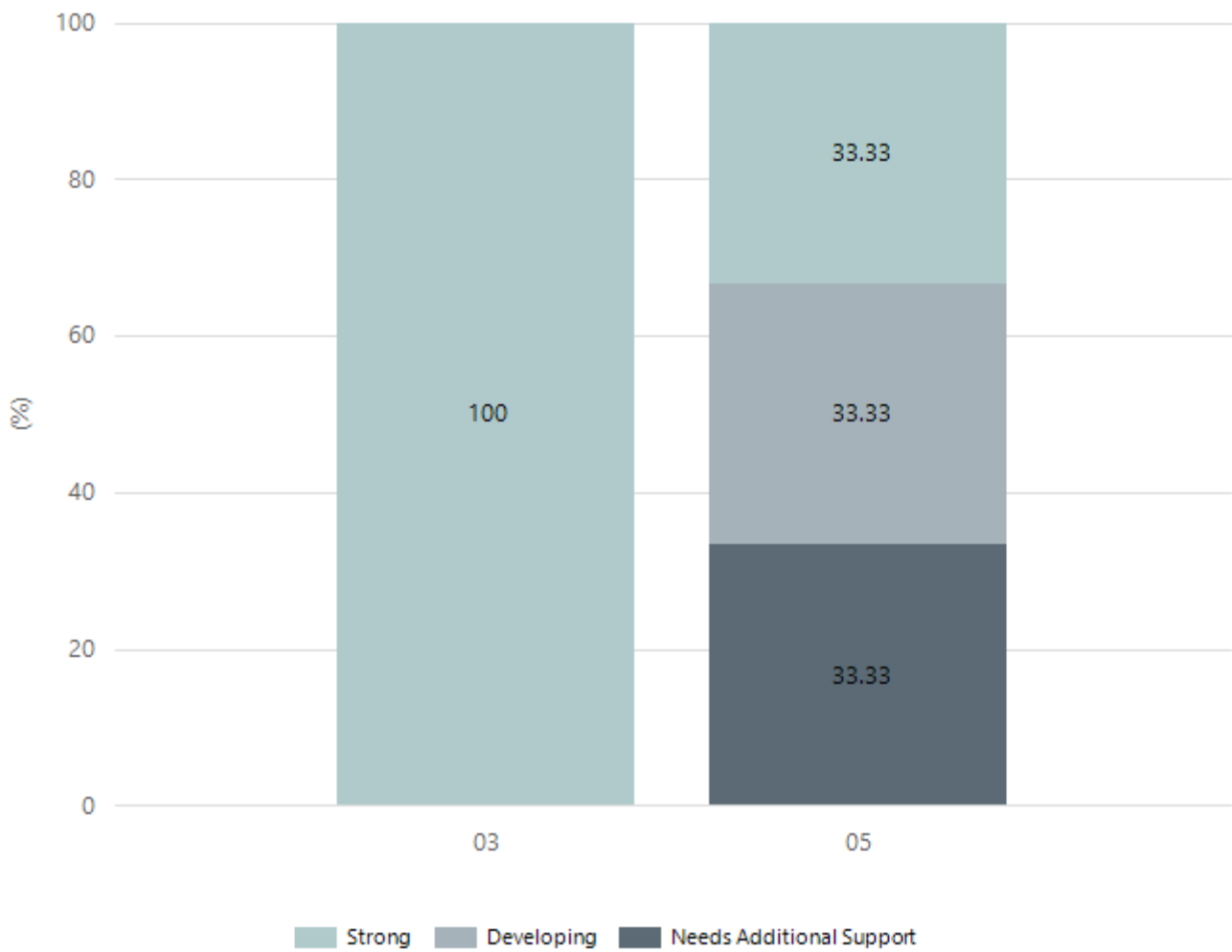


Year Level	03	05
Exceeding	5	3
Strong	17	20
Developing	13	7
Needs Additional Support	3	1
Total	38	31

Data Source: Department for Education Assessment Data Holdings, 2023. When there are less than six students in a cohort, no data is supplied.

# NAPLAN Proficiency - Aboriginal Learners

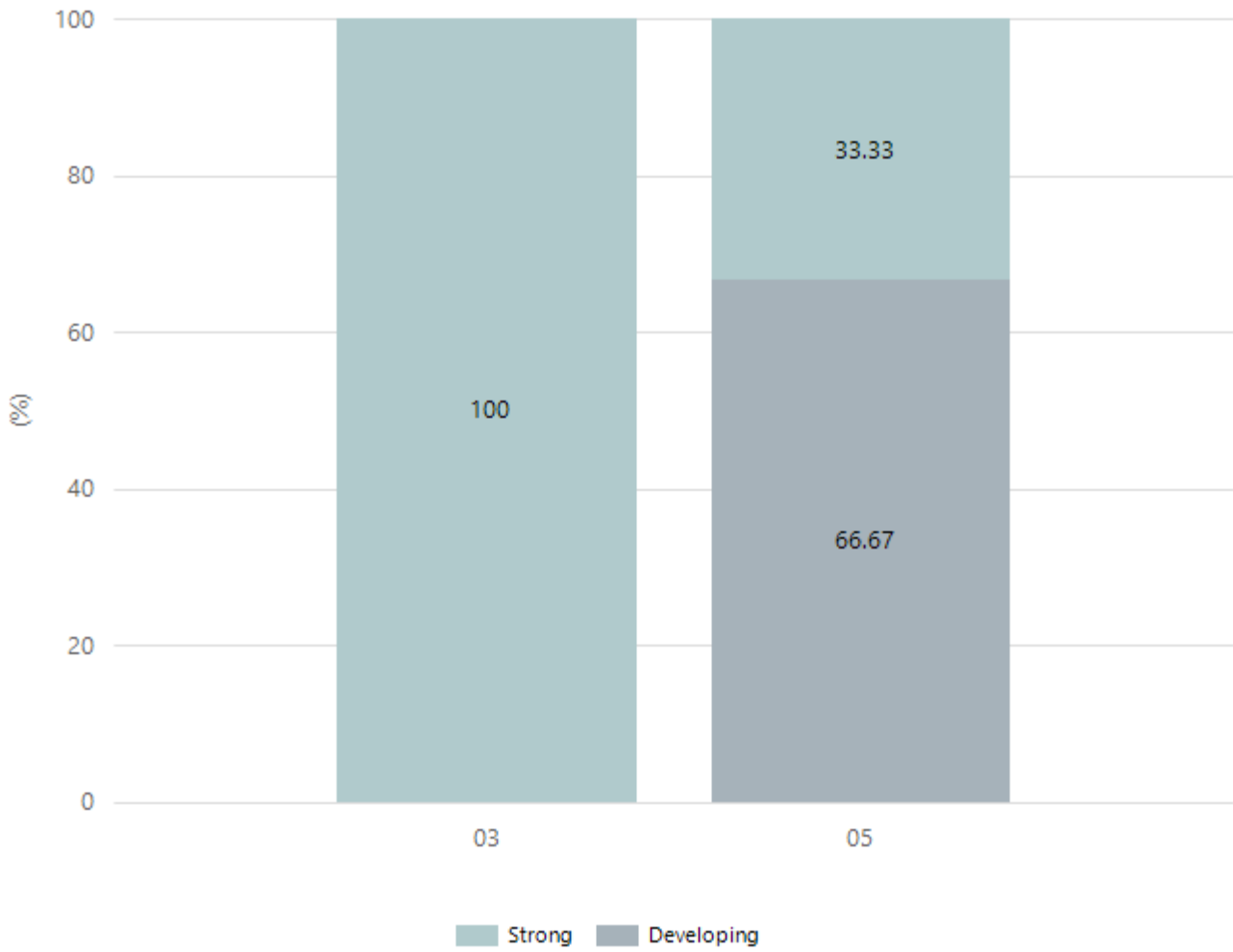
## Numeracy



Year Level	03	05
Strong	3	1
Developing		1
Needs Additional Support		1
Total	3	3

Data Source: Department for Education Assessment Data Holdings, 2023. When there are less than six students in a cohort, no data is supplied. Only data for Aboriginal learners is displayed.

## Reading

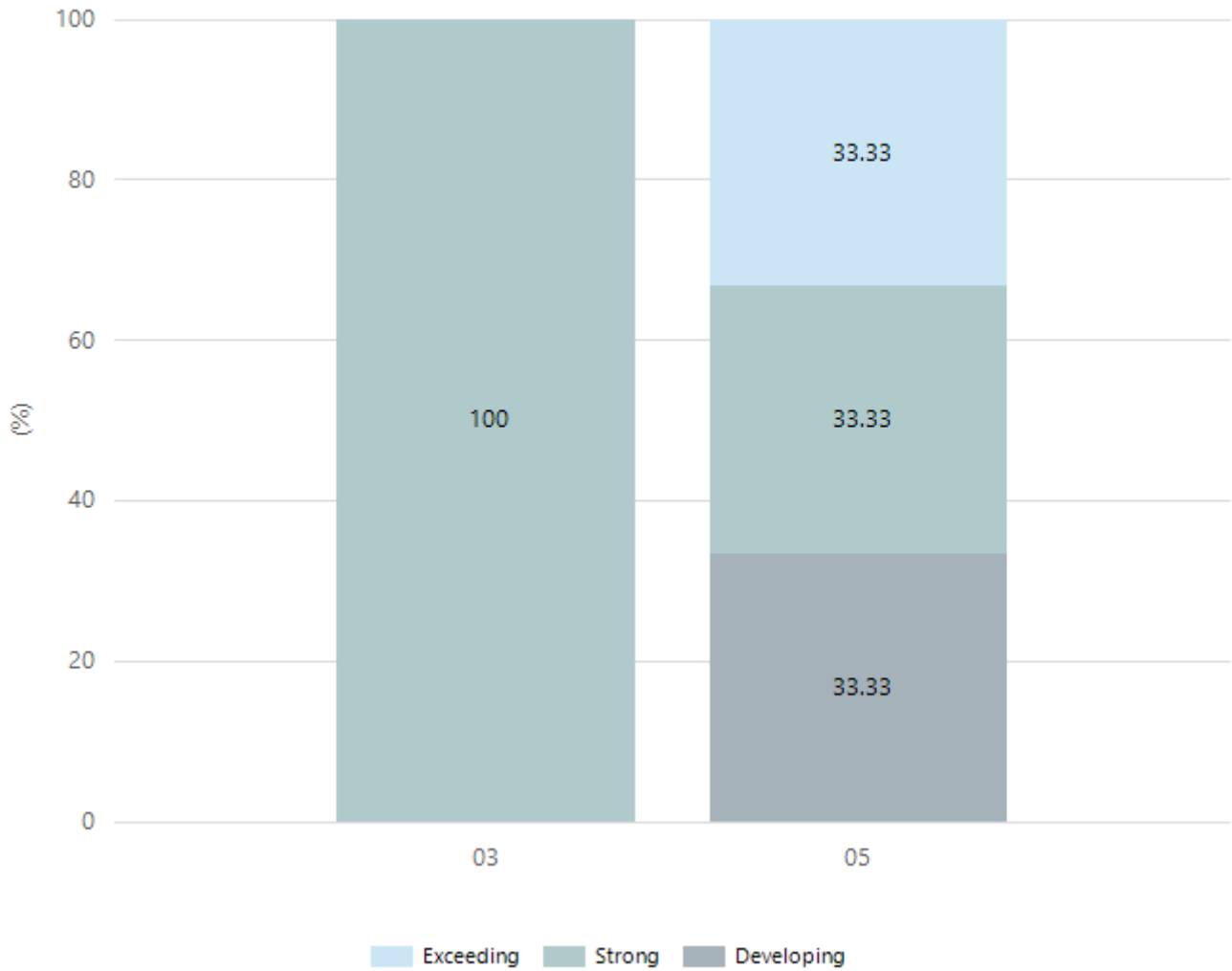


Year Level	03	05
Strong	3	1
Developing		2
Total	3	3

Data Source: Department for Education Assessment Data Holdings, 2023. When there are less than six students in a cohort, no data is supplied. Only data for Aboriginal learners is displayed.



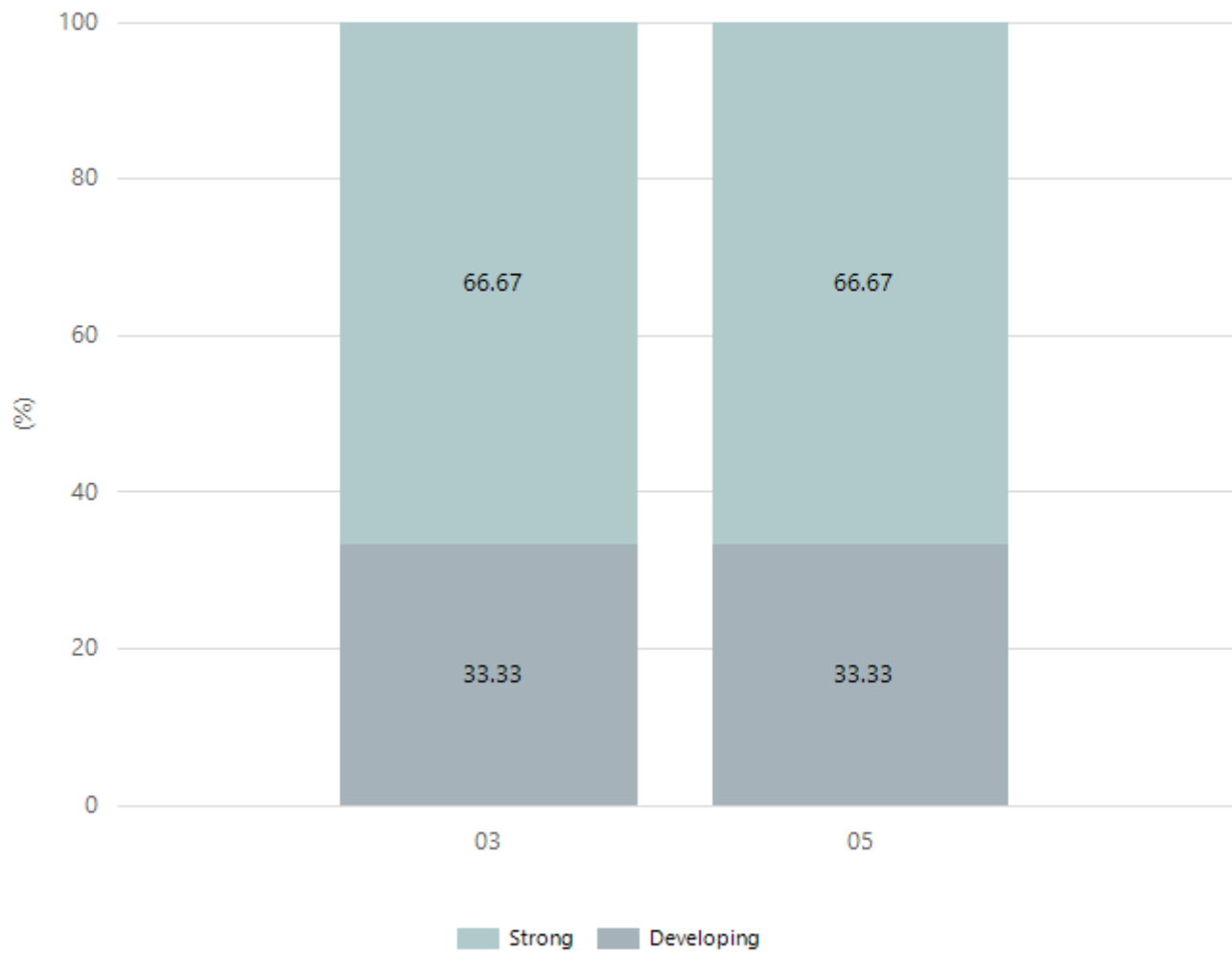
## Writing



Year Level	03	05
Exceeding		1
Strong	3	1
Developing		1
Total	3	3

Data Source: Department for Education Assessment Data Holdings, 2023. When there are less than six students in a cohort, no data is supplied. Only data for Aboriginal learners is displayed.

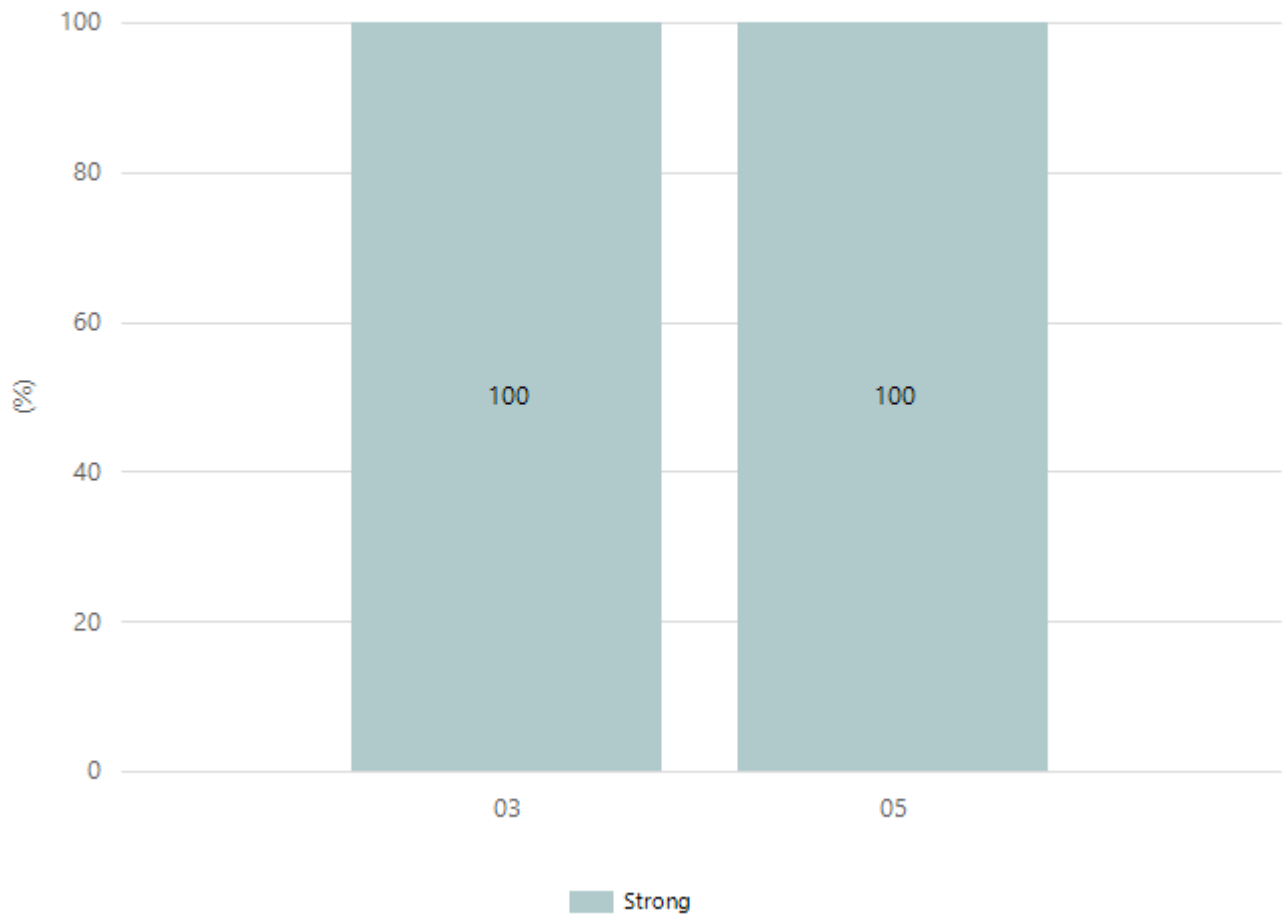
## Grammar



Year Level	03	05
Strong	2	2
Developing	1	1
Total	3	3

Data Source: Department for Education Assessment Data Holdings, 2023. When there are less than six students in a cohort, no data is supplied. Only data for Aboriginal learners is displayed.

## Spelling



Year Level	03	05
Strong	3	3
Total	3	3

Data Source: Department for Education Assessment Data Holdings, 2023. When there are less than six students in a cohort, no data is supplied. Only data for Aboriginal learners is displayed.

## Preschool Attendance

	Term 1	Term 2	Term 3	Term 4
2020 centre	94.9%		86%	88.6%
2021 centre	83.4%	91.4%	88.9%	91.9%
2022 centre	88.4%	84.6%	82%	89%
2023 centre	94.8%	96%	91.8%	94.3%
2020 state	89.1%		84.6%	85.8%
2021 state	87.3%	85.3%	87.1%	84.5%
2022 state	83.6%	77.6%	77.9%	77.8%
2023 state	85.4%	82.9%	83.4%	81.4%

Based on attendances recorded in the two-week reference period each term. Data for eligible enrolments as described in the department's Enrolment policy. Attendance rates may differ to previous reporting with the transfer from calculations based on deemed attendance to actual attendance using booked hours divided by attended hours. Data Source: Department for Education Attendance Data, Semester 1 Report 2023. A blank cell indicates there we no students enrolled.

Note: Term 2 2020 data may not be available for all preschools.

## School Attendance

Year Level	2021	2022	2023
Reception	95.6%	92.5%	91.8%
Year 01	95.4%	90.6%	91.5%
Year 02	94.9%	92.4%	92.3%
Year 03	95.0%	92.6%	93.0%
Year 04	94.9%	89.4%	92.9%
Year 05	94.5%	91.3%	92.3%
Year 06	94.0%	91.0%	92.8%
Year 07	91.5%		
Total	94.5%	91.4%	92.4%

Data Source: Department for Education Attendance Data, Semester 1 Report 2023. A blank cell indicates there we no students enrolled. 'Primary Other' includes students enrolled in specialised education options. 'Secondary Other' includes students who have already spent a year at Year 12 and elected to undertake further study at Year 12.

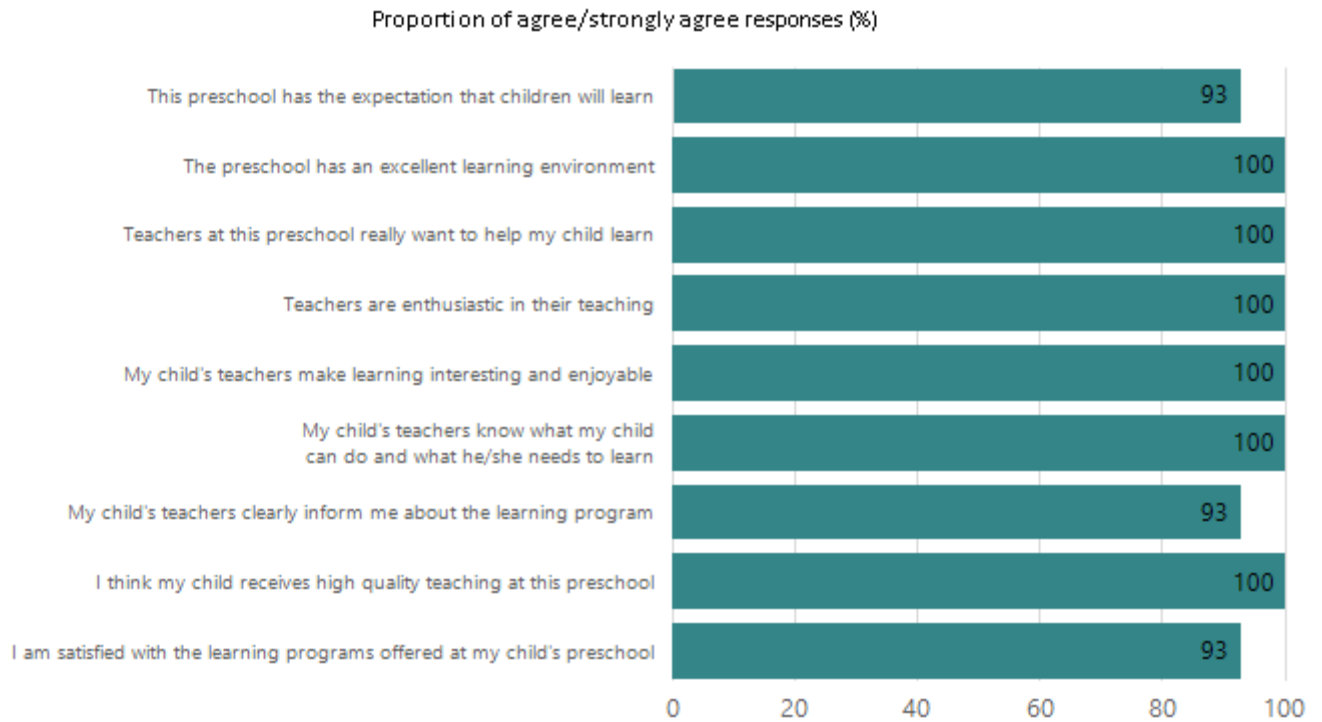
## Attendance Comment

In South Australia, preschool attendance is not compulsory, but it is strongly encouraged. Preschool gives children the best opportunity to develop skills, which prepare them for school. These benefits include establishing positive routines and habits, friendships and connections as well as developing communication, problem-solving and creative skills. All children are entitled to access a preschool program over 4 terms the year before they start school.

In South Australia, all children and young people must be in school from 6 years to 16 years old. They must attend a government or non-government school full time. From age 16 to 17 however, young people must attend school or an approved learning program (such as an apprenticeship, traineeship, accredited course or university). Schools and parents must encourage and support students to come to school every day. Parents and caregivers must make sure their child is enrolled in a school, and attends school all day and everyday it is open, unless a child is sick or has an approved exemption. Teachers and leaders actively follow up when a student misses school, including recording all absences and non-attendance. All schools in South Australia have local attendance procedures governed under the Education and Children's Services Regulations 2020.

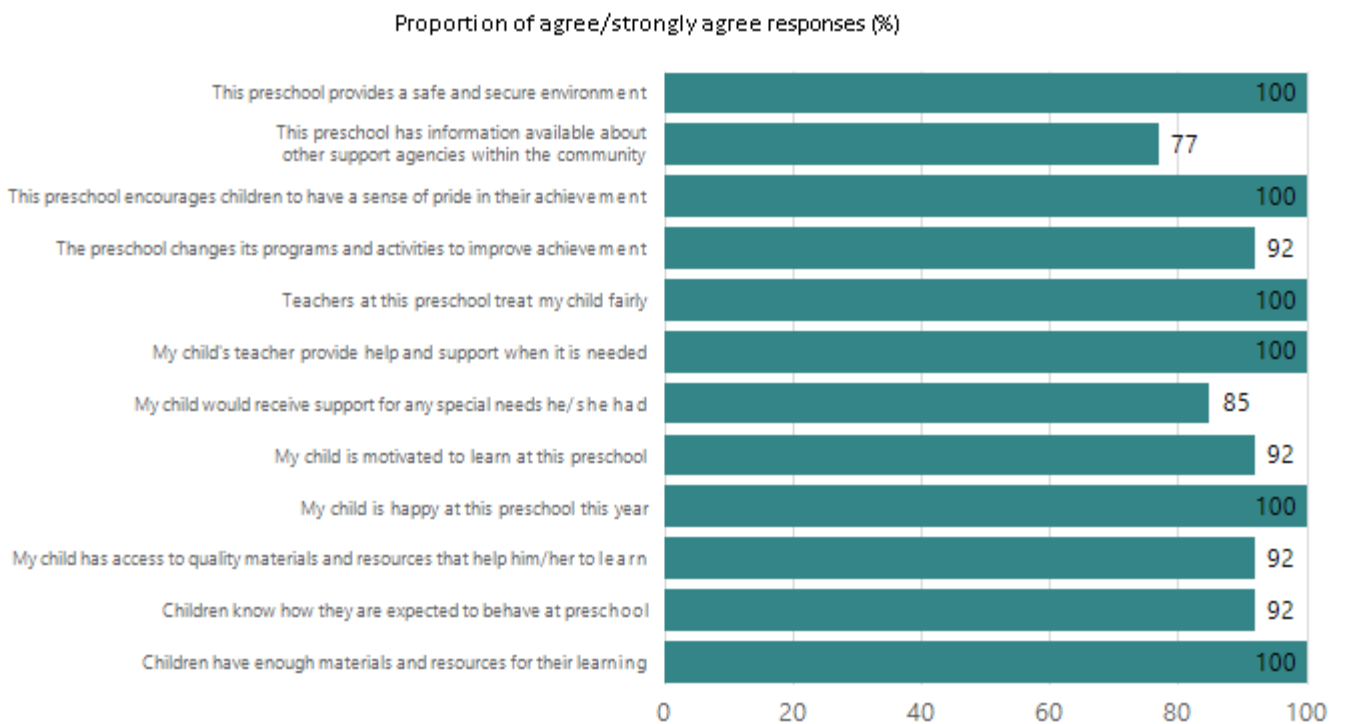
# Preschool Family Opinion Survey

## Quality of Teaching and Learning



Data Source: 2023 Department for Education Preschool Family Opinions Survey, Term 3 2023.

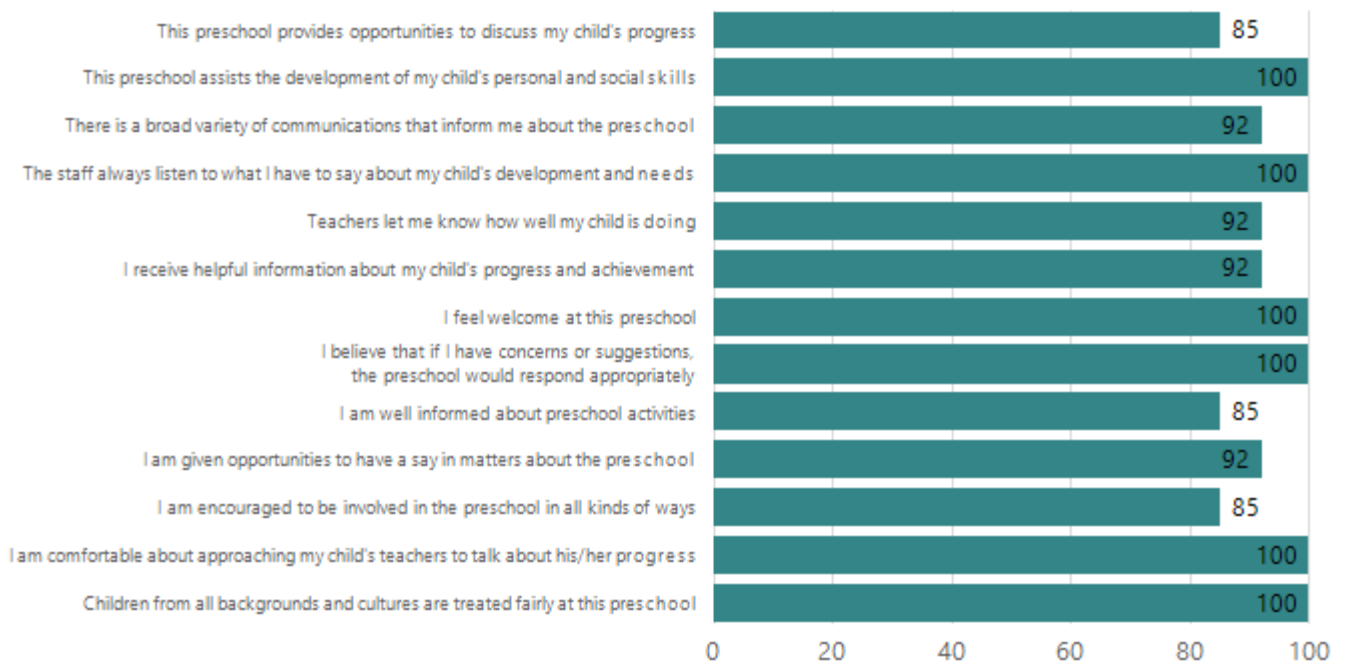
## Support of Learning



Data Source: 2023 Department for Education Preschool Family Opinions Survey, Term 3 2023.

# Relationships and Communication

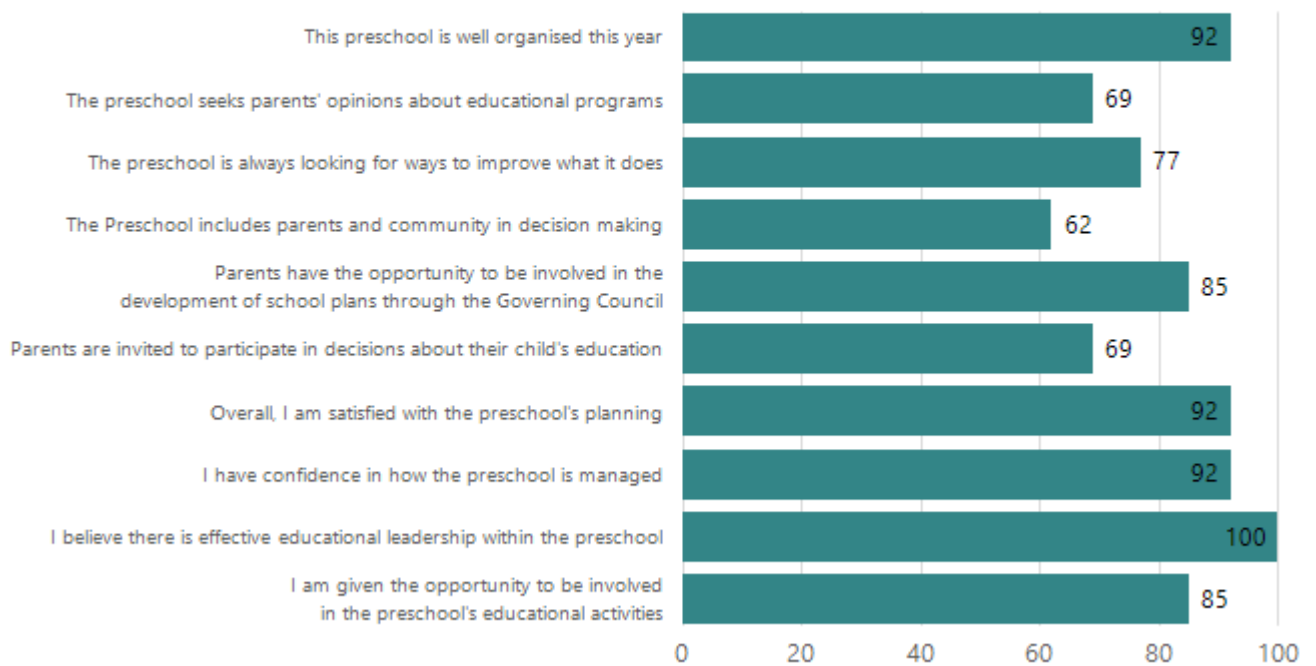
Proportion of agree/strongly agree responses (%)



Data Source: 2023 Department for Education Preschool Family Opinions Survey, Term 3 2023.

# Leadership and Decision Making

Proportion of agree/strongly agree responses (%)

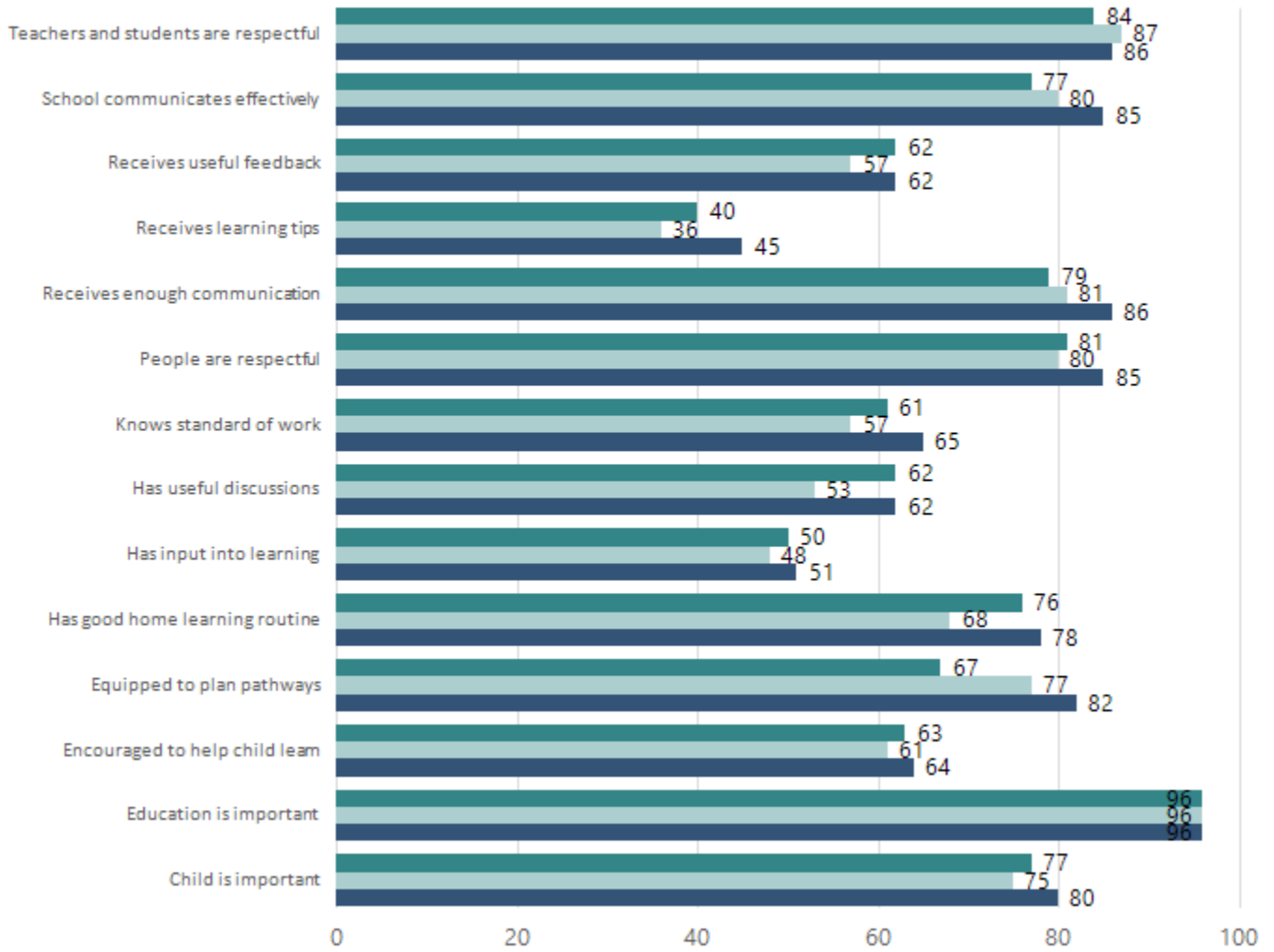


Data Source: 2023 Department for Education Preschool Family Opinions Survey, Term 3 2023.

# Parent Opinion Survey Results

Proportion of agree/strongly agree response(%)

2021 2022 2023



Data Source: 2023 Department for Education Parent Opinions Survey, Term 3 2023.

## Destination Schools

Feeder Schools (Site number - Name)	2021	2022	2023
1091 - St Agnes School P-6	90.9%	97.5%	95.4%
9999 - Unknown	9.1%		

Note: The data is collected in term 3. It does not reflect actual schools enrolled in by existing preschool children. A blank cell indicates there was no data for students enrolled.

Data Source: Department for Education Destination Data Report, 2023.

## Intended Destination

Leave Reason	Number	%
NG - ATTENDING NON-GOV SCHOOL IN SA	1	20.0%
TG - TRANSFERRED TO SA GOVERNMENT SCHOOL	4	80.0%

Data Source: Department for Education Destination Data Report, 2023. Data extract term 3 2023. Data shows recorded destinations for students that left the school in the previous year. Data is uploaded by schools in term 3 and may not reflect final or total figures at time of report creation.



# Highest Qualifications held by the teaching workforce and workforce composition

All teachers at this school are qualified and registered with the SA Teachers Registration Board.

Qualification Level	Number of Qualifications
Bachelor's degrees or Diplomas	17
Postgraduate Qualifications	3

Data Source: Data extracted from Mandatory Workforce Information Collections as on the last pay date of June 2023. As self-reported by staff in the system.

Please note: Data includes staff who are Actively employed and on extended paid leave. Please note only the highest qualification of the Teaching staff is reported. Excludes any number of other certifications earned.

## Workforce composition including indigenous staff

	Teaching Staff		Non-Teaching Staff	
	Indigenous	Non-Indigenous	Indigenous	Non-Indigenous
Full-Time Equivalents	0.0	18.0	0.0	6.3
Persons	0.0	20.0	0.0	9.0

Data Source: Data extracted from Mandatory Workforce Information Collection as on the last pay date of June 2023.

Please note: Data includes staff who are actively employed and on extended paid leave. "Indigenous category" is self-reported by staff in the system.

## Financial Statement

Funding Source	Amount
Grants: State	\$3,112,280.00
Grants: Commonwealth	\$17,500.00
Parent Contributions	\$114,551.00
Fund Raising	\$23,802.00
Other	\$109,394.00

Data Source: School supplied data.



As Chair for the first time this year I was on a bit of a learning curve, so first I would like to thank everyone who helped me to get my head around policy, procedure and process and were supportive and patient. We were delighted welcome back existing members this year (Ryan, Linda, Kristel) and to see some bright new faces on council, including Caroline and Kiri.

Governing Council meets eight times a year (twice per term) and primarily our role is to oversee finance, policy review and approval, fundraising and the OSHC service. Please find below some of the highlights from 2023.

- **Finance:** I am really pleased to report that our financial position is stable, which has not always been the case. This is a result of a lot of hard work by Sandee and Vicky and so I want to thank them for their efforts in this respect.
- **Policy:** We continued to evolve our policies and processes in 2023. This included a review of our policies in relation to the following:
  - Pre-school:* assessment and reporting, sleep and rest, and water safety
  - School:* mobile phones and dress code
  - OSHC:* cancellation fees, interactions with children, supervision of children and medical conditions
- **Fundraising:** Activities this year included the ever-popular school disco, Mother's and Father's Day stalls, the Easter raffle as well as activity and initiatives at Sports Day and the End of Year Concert, just to name a few. We raised just over \$14k in total, which is a great result!
- **Community Day/Working Bee:** We had a great turn out for this with parents and kids planting natives and helping to build a bench for the kitchen garden. It was a rainy day, but they were all real troopers, and we enjoyed a nice cuppa and some lovely biscuits (thanks to Mel Richards!) after all the hard work was done.

On behalf of Governing Council, I would like to take this opportunity to express our gratitude to the school's leadership team and staff for their commitment to supporting our students to achieve fantastic academic outcomes each year. I would also like to thank the school community for supporting fundraising events, for volunteering for things like kitchen duty and swimming excursions and engaging with the school in positive and constructive ways. We know that everyone leads very full and busy lives but the contributions you all make go a long way to helping support our kids, which is what we are all here for.

Finally, I would like to thank every member of the Governing Council and its associated committees. It was a great pleasure working with all of them throughout 2023 and I am proud of what we achieved together. Just putting people in a group doesn't make them a team, but we worked together towards a common goal and utilised the collective intelligence around the table to create positive impact for the school.

Zoe Jordan  
Chair, Governing Council